



VERDE DESIGN

2455 The Alameda,  
Santa Clara, CA 95050  
408.985.7200p | 408.985.7260f  
www.verdedesigninc.com

ADDENDUM

ADDENDUM NO.: 2  
 DATE: MAY 23, 2022  
 BID DATE: JUNE 2, 2022  
 BID TIME: 2:00 PM  
 PROJECT NAME: BASEBALL INFIELD & SOFTBALL OUTFIELD IMPROVEMENTS AT LIBERTY,  
 FREEDOM & HERITAGE HIGH SCHOOLS

VERDE'S PROJECT NO.: 211110  
 OWNER'S PROJECT NO.:  
 CONSTRUCTION MANAGER: PAUL MELLONI  
 FILE NAME AND PATH: Y:\projects-sc\2021\2111100 - Liberty HS BB Imp\Bidding\Addendum 2\LUHSD - Addendum 2.docx

NOTICE TO ALL CONTRACTORS SUBMITTING BIDS FOR THIS WORK AND TO ALL PLAN HOLDERS:

You are hereby notified of the following changes, clarifications or modifications to the original Contract Documents, Project Manual, Drawings, Specifications and subsequent Addenda. This Addendum shall supersede the original Contract Documents, and previous Addenda wherein it contradicts the same and shall take precedence over anything to the contrary therein. All other conditions remain unchanged.

CONFORMANCE WITH CONTRACT DOCUMENTS, PROJECT MANUAL DRAWINGS AND SPECIFICATIONS

All addenda work shall be in strict conformance with the Contract Documents, Project Manual, Drawings and Specifications as they pertain to work of a similar nature.

**ITEM NO. 1:**

Contractor RFIs

RFI Question:	Response:
1. Infill Ratios - there are no requirements for the ratio of infill.	FieldTurf: Olive - 1.5 lbs/sf Sand - 7.5 lbs/sf  Shaw: Sand - 6 lbs/sf Safeshell - 0.75 lbs/sf Geofill - 0.75 lbs/sf  AstroTurf: Olive - 1 lb/sf Sand - 4.5 lbs/sf  Greenfields Olive - 1.25 lbs/sf Sand - 5.5 lbs/sf
2. What is the target end construction date?	December 16 <sup>th</sup> is the target end date.
3. We are requesting you allow a substitute for the shock pad equal and to modify the Gmax of	Per addendum 1, shock pad to be Brock Powerbase Pro.

Contractors

<p>120 gmax to 165 for baseball and softball. 120 is too low for baseball and not necessary. The ASTM is 200 and 165 is NFL standard and this is baseball.</p> <p>a. Please allow our Shock base Pro and Thremagreen 23mm to be equals for this bid.</p>	
<p>4. On the Materials Legend for clay, it references F/D2.1 which is a detail for infield fines. Please specify which detail corresponds to the clay areas.</p>	<p>Revised Material Plan</p> <p>At baseball field - Clay mound shall refer to Detail G, Sheet D2.1</p> <p>At softball field – Infield Fines Hatch added. Refers to Detail F, Sheet D2.1</p>

**ITEM NO. 2:**

“Greenfields’ Allsport Ultra” synthetic turf system as specified by Valley Precision Grading, Inc. is an acceptable substitution to the project’s turf specifications.

By: Derek McKee  
Verde Design

Addendum No. 2 is hereby acknowledged by the bidder’s signature.

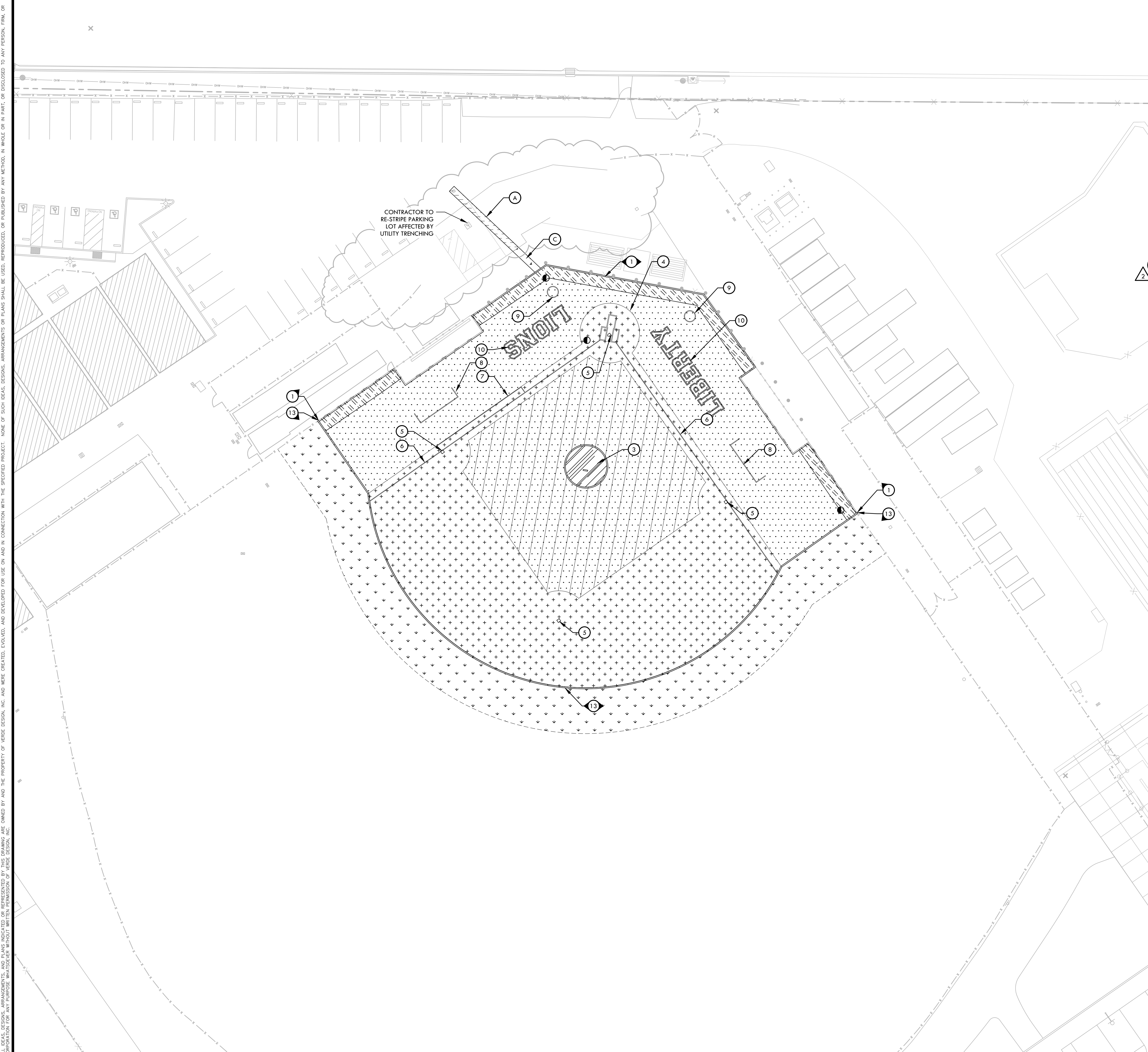
\_\_\_\_\_  
Name of Bidder’s Company

\_\_\_\_\_  
Authorized Signature

\_\_\_\_\_  
Date

\_\_\_\_\_  
Title

END OF ADDENDUM



**MATERIAL NOTES**

1. THE CONTRACTOR SHALL COORDINATE ALL CONSTRUCTION ELEMENTS INCLUDING UTILITY LOCATIONS AND REQUIRED SLEEVING PRIOR TO INSTALLATION. VERIFY CRITICAL DIMENSIONS, REFERENCE POINT LOCATIONS AND CONSTRUCTION CONDITIONS PRIOR TO INITIATING CONSTRUCTION. TEMPORARY BENCHMARKS OR REFERENCE POINTS SHALL BE SET BY THE CONTRACTOR AS NECESSARY. NOTIFY THE OWNER'S REPRESENTATIVE IMMEDIATELY SHOULD DISCREPANCY ARISE AND REDIRECT WORK TO AVOID DELAYS.
2. THE INTERFACE OF ALL PROPOSED IMPROVEMENTS TO EXISTING SITE SHALL CONFORM AND BE SMOOTH AND UNIFORM.
3. ALL REINFORCING AND FORMS SHALL BE SECURED IN PLACE AND ACCEPTED BY OWNER'S REPRESENTATIVE PRIOR TO PLACING ANY CONCRETE.
4. ASPHALT SHALL NOT BE INSTALLED UNTIL ALL EDGES AND SITE FURNISHING PADS ARE INSTALLED.

**MATERIAL LEGEND**

SYM	DESCRIPTION	DTL REF
	NATURAL TURF - SOD REFER TO SPECIFICATIONS	
	CLAY - REFER TO SPECIFICATIONS	(G) D2.1
	INFIELD FINES - REFER TO SPECIFICATIONS	(F) D2.1
	2" GREEN SYNTHETIC TURF - REFER TO SPECIFICATIONS	(E) D2.1
	2" BROWN WARNING TRACK SYNTHETIC TURF - REFER TO SPECIFICATIONS	(E) D2.1
	2" BROWN SYNTHETIC TURF - REFER TO SPECIFICATIONS	(E) D2.1
(A)	ASPHALT PAVING - REFER TO SPECIFICATIONS	(I) D2.1
(C)	CONCRETE PAVING - REFER TO SPECIFICATIONS	(J) D2.1
(1)	CONCRETE SUB-CURB - SYNTHETIC TURF CONNECTION	(C) D2.1
(2)	6" WIDE SYNTHETIC TURF EDGE BAND AT INFIELD FINES	(D) D2.1
(3)	BASEBALL PITCHER'S MOUND	(B) D3.1
(4)	HOME PLATE AREA - REFER TO SPECIFICATIONS	(A,C,E) D3.1
(5)	BASES - REFER TO SPECIFICATIONS BASE PAD LOCATION WITH SINGLE ANCHOR BASE SLEEVE	(D,F) D3.1
(6)	FOUL LINE STRIPING	(A) D3.1
(7)	RUNNER'S LANE STRIPING	(A) D3.1
(8)	COACHES' BOX STRIPING	(A) D3.1
(9)	ON DECK CIRCLE STRIPING	(A) D3.1
(10)	BASEBALL INFIELD LOGO	(D) D3.2
(11)	SOFTBALL OUTFIELD LOGO	(D) D3.2
(12)	OUTFIELD DISTANCE MARKER	(G) D3.1
(13)	6" WIDE SYNTHETIC TURF EDGE BAND AT NATURAL TURF	(H) D3.1
(14)	12" WIDE SYNTHETIC TURF EDGE BAND AT EXISTING FENCE	(M) D2.1

**VERDE DESIGN**  
 LANDSCAPE ARCHITECTURE  
 CIVIL ENGINEERING  
 SPORT PLANNING & DESIGN  
 2455 The Alameda  
 Santa Clara, CA 95050  
 tel: 408.985.7200  
 fax: 408.985.7260  
 www.VerdeDesigninc.com



CONSULTANT

**MATERIAL AND  
 DETAIL REFERENCE  
 PLAN  
 BASEBALL FIELD**

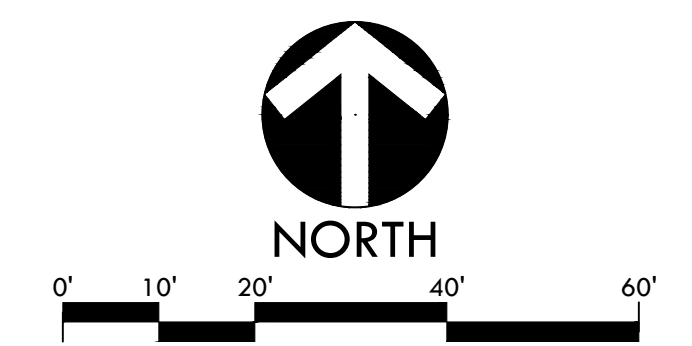
PROJECT NAME  
**LIBERTY HIGH SCHOOL  
 BASEBALL INFIELD &  
 SOFTBALL OUTFIELD  
 IMPROVEMENTS**

PROJECT ADDRESS  
**850 2ND ST  
 BRENTWOOD, CA  
 94513**

SUBMITTAL	DATE
BID SUBMITTAL	05/02/22
DSA SUBMITTAL	05/19/22

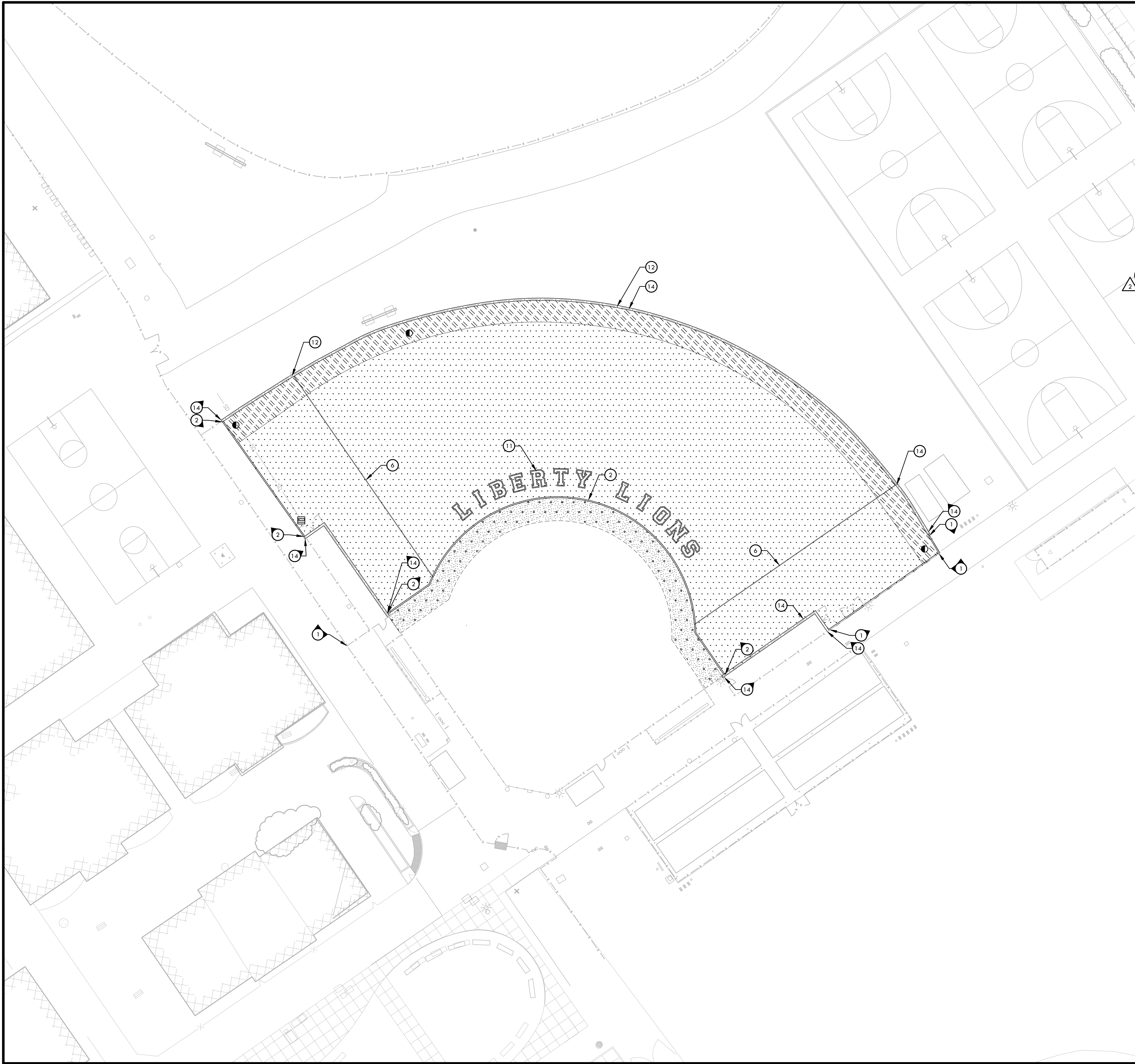
NO.	REVISIONS	DATE
1	ADDENDUM 1	05/13/22
2	ADDENDUM 2	05/25/22

DRAWN BY NN/JJ	CHECKED BY DM
DATE ISSUED 05/19/2022	SCALE 1"=20'-0"
PROJ. NO. 2111100	
SHEET NO. L-L7.1	



ALL IDEAS, DESIGNS, ARRANGEMENTS, AND PLANS INDICATED OR REPRESENTED BY THIS DRAWING ARE OWNED BY AND THE PROPERTY OF VERDE DESIGN, INC. AND WERE CREATED, EVOLVED, AND DEVELOPED FOR USE ON AND IN CONNECTION WITH THE SPECIFIED PROJECT. NONE OF SUCH IDEAS, DESIGNS, ARRANGEMENTS OR PLANS SHALL BE USED, REPRODUCED, OR PUBLISHED IN WHOLE OR IN PART, OR DISCLOSED TO ANY PERSON, FIRM, OR CORPORATION FOR ANY PURPOSE, WHATSOEVER, WITHOUT WRITTEN PERMISSION OF VERDE DESIGN, INC.

ALL IDEAS, DESIGNS, ARRANGEMENTS, AND PLANS INDICATED OR REPRESENTED BY THIS DRAWING ARE OWNED BY AND THE PROPERTY OF VERDE DESIGN, INC. AND WERE CREATED, EVOLVED, AND DEVELOPED FOR USE ON AND IN CONNECTION WITH THE SPECIFIED PROJECT. NONE OF SUCH IDEAS, DESIGNS, ARRANGEMENTS OR PLANS SHALL BE USED, REPRODUCED, OR PUBLISHED BY ANY METHOD, IN WHOLE OR IN PART, OR DISCLOSED TO ANY PERSON, FIRM, OR CORPORATION FOR ANY PURPOSE, WHATSOEVER, WITHOUT WRITTEN PERMISSION OF VERDE DESIGN, INC.



**MATERIAL NOTES**


1. THE CONTRACTOR SHALL COORDINATE ALL CONSTRUCTION ELEMENTS INCLUDING UTILITY LOCATIONS AND REQUIRED SLEEVING PRIOR TO INSTALLATION. VERIFY CRITICAL DIMENSIONS, REFERENCE POINT LOCATIONS AND CONSTRUCTION CONDITIONS PRIOR TO INITIATING CONSTRUCTION. TEMPORARY BENCHMARKS OR REFERENCE POINTS SHALL BE SET BY THE CONTRACTOR AS NECESSARY. NOTIFY THE OWNER'S REPRESENTATIVE IMMEDIATELY SHOULD DISCREPANCY ARISE AND REDIRECT WORK TO AVOID DELAYS.
2. THE INTERFACE OF ALL PROPOSED IMPROVEMENTS TO EXISTING SITE SHALL CONFORM AND BE SMOOTH AND UNIFORM.
3. ALL REINFORCING AND FORMS SHALL BE SECURED IN PLACE AND ACCEPTED BY OWNER'S REPRESENTATIVE PRIOR TO PLACING ANY CONCRETE.
4. ASPHALT SHALL NOT BE INSTALLED UNTIL ALL EDGES AND SITE FURNISHING PADS ARE INSTALLED.

**MATERIAL LEGEND**

SYM	DESCRIPTION	DTL REF
	NATURAL TURF - SOD REFER TO SPECIFICATIONS	
(2)	CLAY - REFER TO SPECIFICATIONS	(C) D2.1
	INFILL FINES - REFER TO SPECIFICATIONS	(F) D2.1
	2" GREEN SYNTHETIC TURF - REFER TO SPECIFICATIONS	(E) D2.1
	2" BROWN WARNING TRACK SYNTHETIC TURF - REFER TO SPECIFICATIONS	(E) D2.1
	2" BROWN SYNTHETIC TURF - REFER TO SPECIFICATIONS	(E) D2.1
(A)	ASPHALT PAVING - REFER TO SPECIFICATIONS	(I) D2.1
(C)	CONCRETE PAVING - REFER TO SPECIFICATIONS	(J) D2.1
(1)	CONCRETE SUB-CURB - SYNTHETIC TURF CONNECTION	(C) D2.1
(2)	6" WIDE SYNTHETIC TURF EDGE BAND AT INFILL FINES	(D) D2.1
(3)	BASEBALL PITCHER'S MOUND	(B) D3.1
(4)	HOME PLATE AREA - REFER TO SPECIFICATIONS	(A,C,E) D3.1
(5)	BASES - REFER TO SPECIFICATIONS BASE PAD LOCATION WITH SINGLE ANCHOR BASE SLEEVE	(D,F) D3.1
(6)	FOUL LINE STRIPING	(A) D3.1
(7)	RUNNER'S LANE STRIPING	(A) D3.1
(8)	COACHES' BOX STRIPING	(A) D3.1
(9)	ON DECK CIRCLE STRIPING	(A) D3.1
(10)	BASEBALL INFILL LOGO	(D) D3.2
(11)	SOFTBALL OUTFIELD LOGO	(D) D3.2
(12)	OUTFIELD DISTANCE MARKER	(G) D3.1
(13)	6" WIDE SYNTHETIC TURF EDGE BAND AT NATURAL TURF	(H) D3.1
(14)	12" WIDE SYNTHETIC TURF EDGE BAND AT EXISTING FENCE	(M) D2.1



**VERDE DESIGN**  
 LANDSCAPE ARCHITECTURE  
 CIVIL ENGINEERING  
 SPORT PLANNING & DESIGN  
 2455 The Alameda  
 Santa Clara, CA 95050  
 Tel: 408.985.7200  
 Fax: 408.985.7260  
 www.VerdeDesigninc.com



CONSULTANT

SHEET TITLE  
**MATERIALS AND  
 DETAIL REFERENCE  
 PLAN  
 SOFTBALL FIELD**

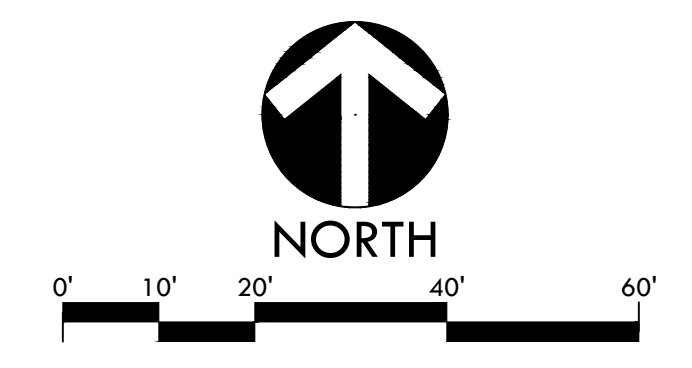
PROJECT NAME  
**LIBERTY HIGH SCHOOL  
 BASEBALL INFILL &  
 SOFTBALL OUTFIELD  
 IMPROVEMENTS**

PROJECT ADDRESS  
**850 2ND ST  
 BRENTWOOD, CA  
 94513**

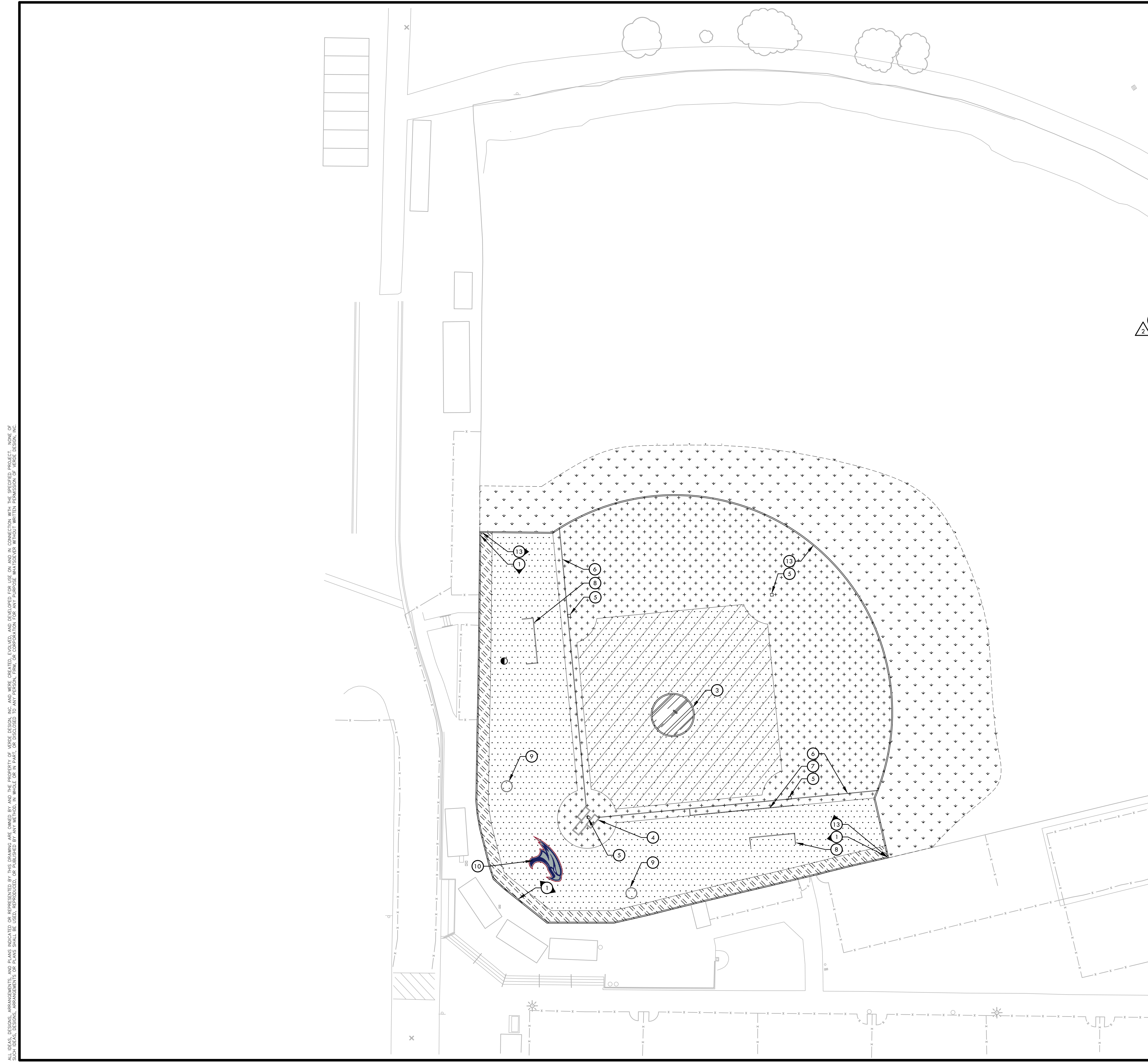
SUBMITTAL	DATE
BID SUBMITTAL	05/02/22
DSA SUBMITTAL	05/19/22

NO.	REVISIONS	DATE
△ 1	ADDENDUM 1	05/13/22
△ 2	ADDENDUM 2	05/25/22
△		
△		
△		
△		

DRAWN BY NN/JJ	CHECKED BY DM
DATE ISSUED 05/19/2022	SCALE 1"=20'-0"
PROJ. NO. 2111100	SHEET NO. L-L7.2








ALL IDEAS, DESIGNS, ARRANGEMENTS, AND PLANS INDICATED OR REPRESENTED BY THIS DRAWING ARE OWNED BY AND THE PROPERTY OF VERDE DESIGN, INC. AND WERE CREATED, DEVELOPED FOR USE ON AND IN CONNECTION WITH THE SPECIFIC PROJECT. NONE OF SUCH IDEAS, DESIGNS, ARRANGEMENTS, OR PLANS SHALL BE USED, REPRODUCED, OR PUBLISHED BY ANY METHOD, IN WHOLE OR IN PART, OR COPIED FOR ANY PURPOSE, WITHOUT WRITTEN PERMISSION OF VERDE DESIGN, INC.

### MATERIAL NOTES

1. THE CONTRACTOR SHALL COORDINATE ALL CONSTRUCTION ELEMENTS INCLUDING UTILITY LOCATIONS AND REQUIRED SLEEVING PRIOR TO INSTALLATION. VERIFY CRITICAL DIMENSIONS, REFERENCE POINT LOCATIONS AND CONSTRUCTION CONDITIONS PRIOR TO INITIATING CONSTRUCTION. TEMPORARY BENCHMARKS OR REFERENCE POINTS SHALL BE SET BY THE CONTRACTOR AS NECESSARY. NOTIFY THE OWNER'S REPRESENTATIVE IMMEDIATELY SHOULD DISCREPANCY ARISE AND REDIRECT WORK TO AVOID DELAYS.
2. THE INTERFACE OF ALL PROPOSED IMPROVEMENTS TO EXISTING SITE SHALL CONFORM AND BE SMOOTH AND UNIFORM.
3. ALL REINFORCING AND FORMS SHALL BE SECURED IN PLACE AND ACCEPTED BY OWNER'S REPRESENTATIVE PRIOR TO PLACING ANY CONCRETE.
4. ASPHALT SHALL NOT BE INSTALLED UNTIL ALL EDGES AND SITE FURNISHING PADS ARE INSTALLED.

### MATERIAL LEGEND

SYM	DESCRIPTION	DTL REF
	NATURAL TURF - SOD REFER TO SPECIFICATIONS	
(G) D2.1	CLAY - REFER TO SPECIFICATIONS	
(F) D2.1	INFIELD FINES - REFER TO SPECIFICATIONS	
(E) D2.1	2" GREEN SYNTHETIC TURF - REFER TO SPECIFICATIONS	
(E) D2.1	2" BROWN WARNING TRACK SYNTHETIC TURF - REFER TO SPECIFICATIONS	
(E) D2.1	2" BROWN SYNTHETIC TURF - REFER TO SPECIFICATIONS	
(1)	CONCRETE SUB-CURB - SYNTHETIC TURF CONNECTION	(C) D2.1
(2)	6" WIDE SYNTHETIC TURF EDGE BAND AT INFIELD FINES	(D) D2.1
(3)	BASEBALL PITCHER'S MOUND	(B) D3.1
(4)	HOME PLATE AREA - REFER TO SPECIFICATIONS	(A,C,E) D3.1
(5)	BASES - REFER TO SPECIFICATIONS BASE PAD LOCATION WITH SINGLE ANCHOR BASE SLEEVE	(D,F) D3.1
(6)	FOUL LINE STRIPING	(A) D3.1
(7)	RUNNER'S LANE STRIPING	(A) D3.1
(8)	COACHES' BOX STRIPING	(A) D3.1
(9)	ON DECK CIRCLE STRIPING	(A) D3.1
(10)	BASEBALL HOME PLATE LOGO	(C) D3.2
(11)	SOFTBALL OUTFIELD LOGO	(C) D3.2
(12)	OUTFIELD DISTANCE MARKER	(G) D3.1
(13)	6" WIDE SYNTHETIC TURF EDGE BAND AT NATURAL TURF	(H) D2.1



STAMP

CONSULTANT

SHEET TITLE

**MATERIAL AND  
DETAIL REFERENCE  
PLAN  
BASEBALL FIELD**

PROJECT NAME

**FREEDOM HIGH SCHOOL  
BASEBALL INFIELD &  
SOFTBALL OUTFIELD  
IMPROVEMENTS**

PROJECT ADDRESS

**1050 NEROLY ROAD  
OAKLEY, CA  
94561**

SUBMITTAL	DATE
BID SUBMITTAL	05/02/22
DSA SUBMITTAL	05/19/22

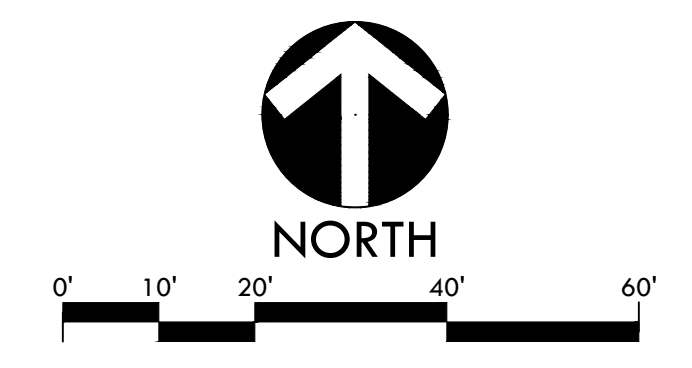
NO.	REVISIONS	DATE
1	ADDENDUM 1	05/13/22
2	ADDENDUM 2	05/25/22

DRAWN BY: NN/JJ      CHECKED BY: DM

DATE ISSUED: 05/19/2022      SCALE: 1"=20'-0"

PROJ. NO.: 2111100

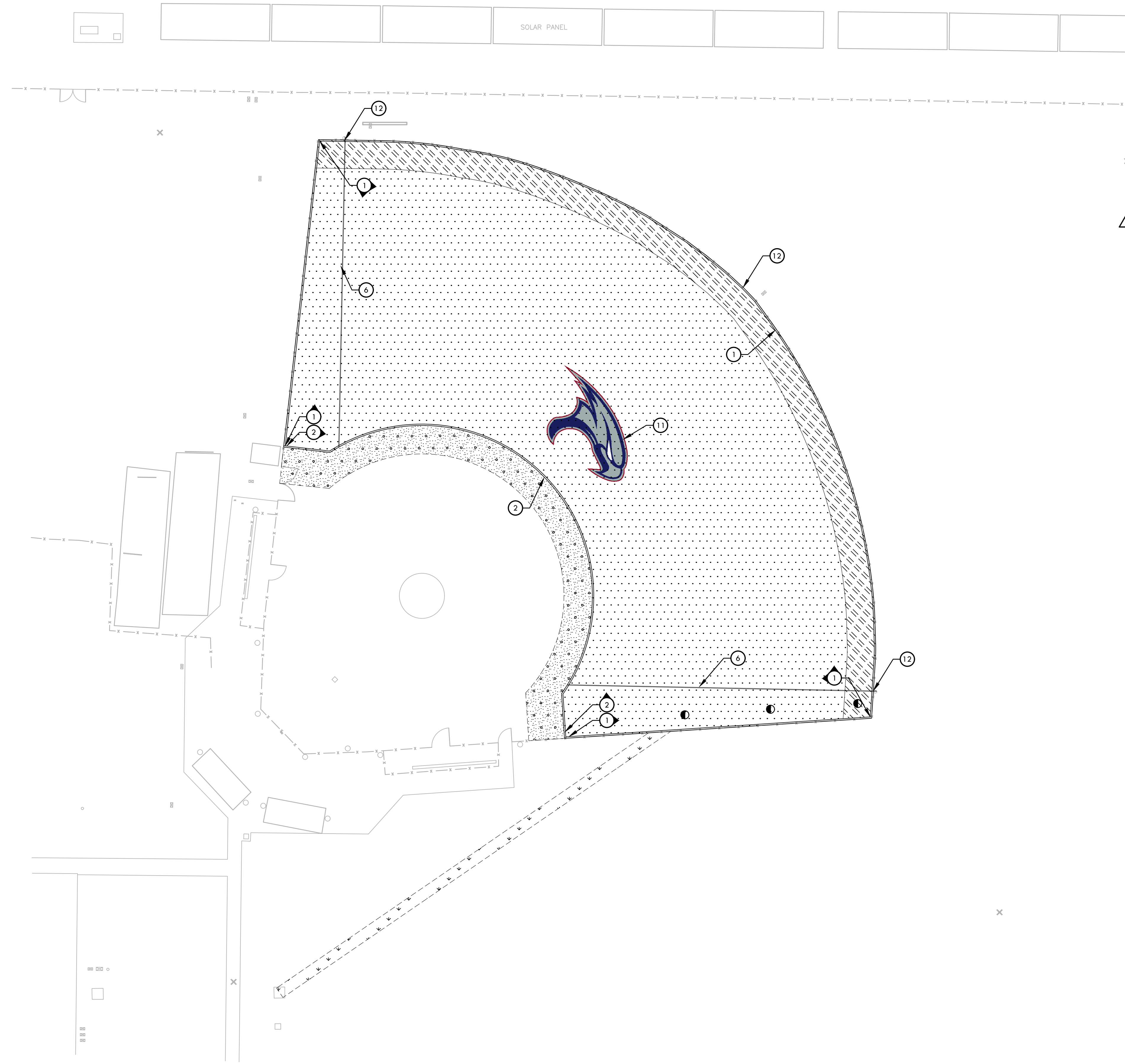
SHEET NO.: **F-L7.1**



MATERIAL AND DETAIL REFERENCE PLAN - BASEBALL FIELD



ALL IDEAS, DESIGNS, ARRANGEMENTS, AND PLANS INDICATED OR REPRESENTED BY THIS DRAWING ARE OWNED BY AND THE PROPERTY OF VERDE DESIGN, INC. AND WERE CREATED, DEVELOPED, FOR USE ON AND IN CONNECTION WITH THE SPECIFIC PROJECT. NONE OF SUCH IDEAS, DESIGNS, ARRANGEMENTS, OR PLANS SHALL BE USED, REPRODUCED, OR PUBLISHED BY ANY METHOD, IN WHOLE OR IN PART, OR COPIED FOR ANY PURPOSE, WITHOUT WRITTEN PERMISSION OF VERDE DESIGN, INC.


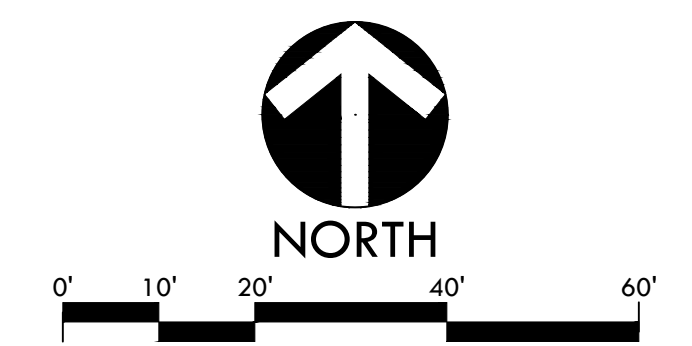


### MATERIAL NOTES

1. THE CONTRACTOR SHALL COORDINATE ALL CONSTRUCTION ELEMENTS INCLUDING UTILITY LOCATIONS AND REQUIRED SLEEVING PRIOR TO INSTALLATION. VERIFY CRITICAL DIMENSIONS, REFERENCE POINT LOCATIONS AND CONSTRUCTION CONDITIONS PRIOR TO INITIATING CONSTRUCTION. TEMPORARY BENCHMARKS OR REFERENCE POINTS SHALL BE SET BY THE CONTRACTOR AS NECESSARY. NOTIFY THE OWNER'S REPRESENTATIVE IMMEDIATELY SHOULD DISCREPANCY ARISE AND REDIRECT WORK TO AVOID DELAYS.
2. THE INTERFACE OF ALL PROPOSED IMPROVEMENTS TO EXISTING SITE SHALL CONFORM AND BE SMOOTH AND UNIFORM.
3. ALL REINFORCING AND FORMS SHALL BE SECURED IN PLACE AND ACCEPTED BY OWNER'S REPRESENTATIVE PRIOR TO PLACING ANY CONCRETE.
4. ASPHALT SHALL NOT BE INSTALLED UNTIL ALL EDGES AND SITE FURNISHING PADS ARE INSTALLED.

### MATERIAL LEGEND

SYM	DESCRIPTION	DTL REF
(Blank)	NATURAL TURF - SOD REFER TO SPECIFICATIONS	(Blank)
(Blank)	CLAY - REFER TO SPECIFICATIONS	G D2.1
(Blank)	INFIELD FINES - REFER TO SPECIFICATIONS	F D2.1
(Blank)	2" GREEN SYNTHETIC TURF - REFER TO SPECIFICATIONS	E D2.1
(Blank)	2" BROWN WARNING TRACK SYNTHETIC TURF - REFER TO SPECIFICATIONS	E D2.1
(Blank)	2" BROWN SYNTHETIC TURF - REFER TO SPECIFICATIONS	E D2.1
①	CONCRETE SUB-CURB - SYNTHETIC TURF CONNECTION	C D2.1
②	6" WIDE SYNTHETIC TURF EDGEBAND AT INFIELD FINES	D D2.1
③	BASEBALL PITCHER'S MOUND	B D3.1
④	HOME PLATE AREA - REFER TO SPECIFICATIONS	A,C,E D3.1
⑤	BASES - REFER TO SPECIFICATIONS BASE PAD LOCATION WITH SINGLE ANCHOR BASE SLEEVE	D,F D3.1
⑥	FOUL LINE STRIPING	A D3.1
⑦	RUNNER'S LANE STRIPING	A D3.1
⑧	COACHES' BOX STRIPING	A D3.1
⑨	ON DECK CIRCLE STRIPING	A D3.1
⑩	BASEBALL HOME PLATE LOGO	C D3.2
⑪	SOFTBALL OUTFIELD LOGO	C D3.2
⑫	OUTFIELD DISTANCE MARKER	G D3.1
⑬	6" WIDE SYNTHETIC TURF EDGEBAND AT NATURAL TURF	H D2.1



STAMP

CONSULTANT

SHEET TITLE

**MATERIAL AND  
DETAIL REFERENCE  
PLAN  
SOFTBALL FIELD**

PROJECT NAME

**FREEDOM HIGH SCHOOL  
BASEBALL INFIELD &  
SOFTBALL OUTFIELD  
IMPROVEMENTS**

PROJECT ADDRESS

**1050 NEROLY ROAD  
OAKLEY, CA  
94561**

SUBMITTAL	DATE
BID SUBMITTAL	05/02/22
DSA SUBMITTAL	05/19/22

NO.	REVISIONS	DATE
△	ADDENDUM 1	05/13/22
△	ADDENDUM 2	05/25/22
△		
△		
△		
△		

DRAWN BY: NN/JJ      CHECKED BY: DM

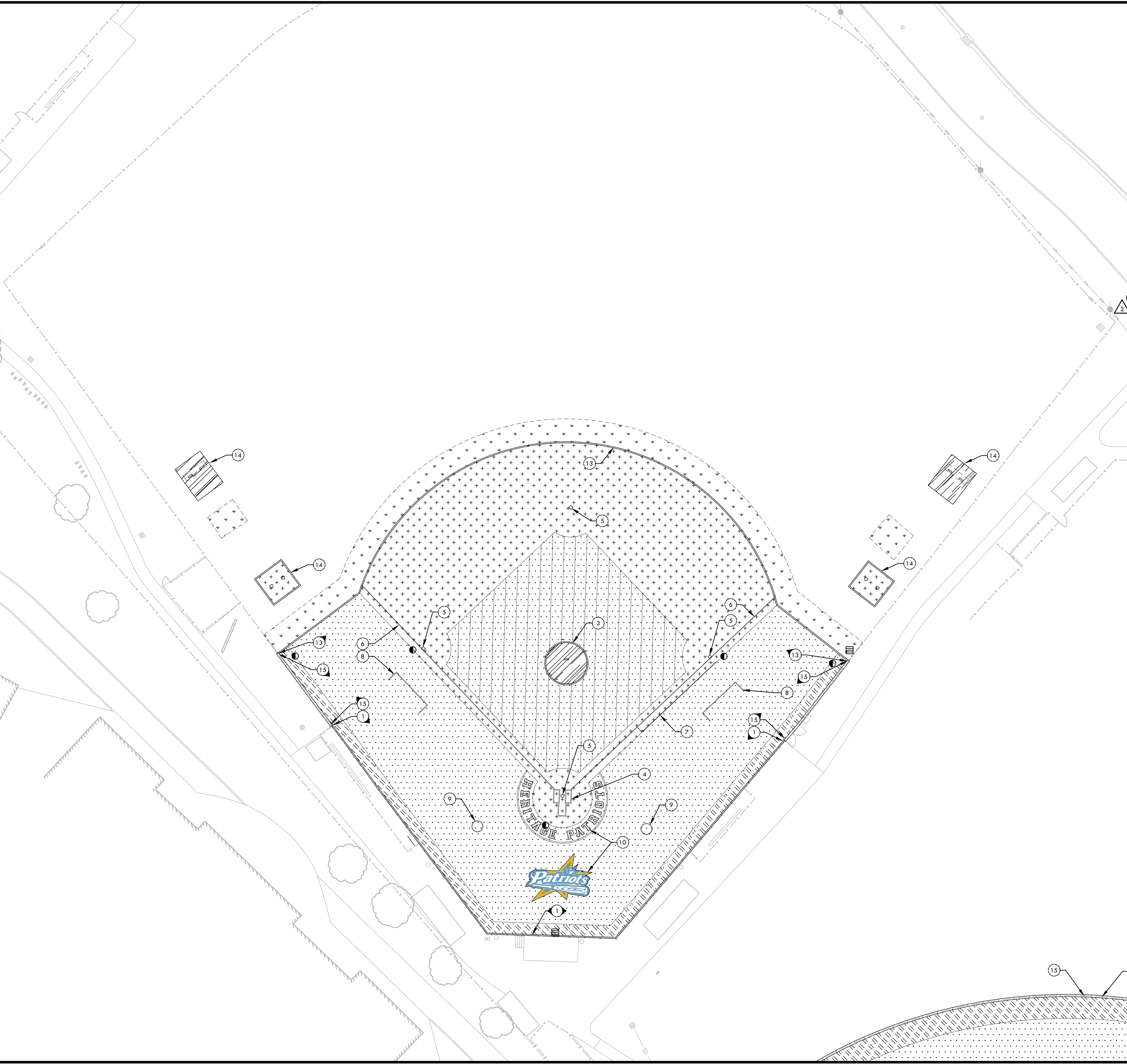
DATE ISSUED: 05/19/2022      SCALE: 1"=20'-0"

PROJ. NO.: 2111100

SHEET NO.: **F-L7.2**



ALL IDEAS, DESIGNS, ARRANGEMENTS, AND PLANS INDICATED OR REPRESENTED BY THIS DRAWING ARE OWNED BY AND THE PROPERTY OF VERDE DESIGN, INC. AND WERE CREATED, EVOLVED, AND DEVELOPED FOR USE ON AND IN CONNECTION WITH THE SPECIFIED PROJECT. NONE OF SUCH IDEAS, DESIGNS, ARRANGEMENTS OR PLANS SHALL BE USED, REPRODUCED, OR PUBLISHED BY ANY METHOD, IN WHOLE OR IN PART, OR DISCLOSED TO ANY PERSON, FIRM, OR CORPORATION FOR ANY PURPOSE, WHATSOEVER, WITHOUT WRITTEN PERMISSION OF VERDE DESIGN, INC.



**MATERIAL NOTES**


1. THE CONTRACTOR SHALL COORDINATE ALL CONSTRUCTION ELEMENTS INCLUDING UTILITY LOCATIONS AND REQUIRED SLEEVING PRIOR TO INSTALLATION. VERIFY CRITICAL DIMENSIONS, REFERENCE POINT LOCATIONS AND CONSTRUCTION CONDITIONS PRIOR TO INITIATING CONSTRUCTION. TEMPORARY BENCHMARKS OR REFERENCE POINTS SHALL BE SET BY THE CONTRACTOR AS NECESSARY. NOTIFY THE OWNER'S REPRESENTATIVE IMMEDIATELY SHOULD DISCREPANCY ARISE AND REDIRECT WORK TO AVOID DELAYS.
2. THE INTERFACE OF ALL PROPOSED IMPROVEMENTS TO EXISTING SITE SHALL CONFORM AND BE SMOOTH AND UNIFORM.
3. ALL REINFORCING AND FORMS SHALL BE SECURED IN PLACE AND ACCEPTED BY OWNER'S REPRESENTATIVE PRIOR TO PLACING ANY CONCRETE.
4. ASPHALT SHALL NOT BE INSTALLED UNTIL ALL EDGES AND SITE FURNISHING PADS ARE INSTALLED.

**MATERIAL LEGEND**

SYM	DESCRIPTION	DTL REF
	NATURAL TURF - SOD REFER TO SPECIFICATIONS	
	CLAY - REFER TO SPECIFICATIONS	G D2.1
	INFIELD FINES - REFER TO SPECIFICATIONS	F D2.1
	2" GREEN SYNTHETIC TURF - REFER TO SPECIFICATIONS	E D2.1
	2" BROWN WARNING TRACK SYNTHETIC TURF - REFER TO SPECIFICATIONS	E D2.1
	2" BROWN SYNTHETIC TURF - REFER TO SPECIFICATIONS	E D2.1
A	ASPHALT PAVING - REFER TO SPECIFICATIONS	I D2.1
1	CONCRETE SUB-CURB - SYNTHETIC TURF CONNECTION	C D2.1
2	6" WIDE SYNTHETIC TURF EDGE BAND AT INFIELD FINES	D D2.1
3	BASEBALL PITCHER'S MOUND	B D3.1
4	HOME PLATE AREA - REFER TO SPECIFICATIONS	A,C,E D3.1
5	BASES - REFER TO SPECIFICATIONS BASE PAD LOCATION WITH SINGLE ANCHOR BASE SLEEVE	D,F D3.1
6	FOUL LINE STRIPING	
7	RUNNER'S LANE STRIPING	A D3.1
8	COACHES' BOX STRIPING	A D3.1
9	ON DECK CIRCLE STRIPING	A D3.1
10	BASEBALL HOME PLATE LOGOS	C D3.2
11	SOFTBALL OUTFIELD LOGO	C D3.2
12	OUTFIELD DISTANCE MARKER	G D3.1
13	6" WIDE SYNTHETIC TURF EDGE BAND AT NATURAL TURF	H D2.1
14	BASEBALL BULLPEN	A D3.2
15	12" WIDE SYNTHETIC TURF EDGE BAND AT EXISTING FENCE	H D2.1

**VERDE DESIGN**  
 LANDSCAPE ARCHITECTURE  
 CIVIL ENGINEERING  
 SPORT PLANNING & DESIGN

2455 The Alameda  
 Santa Clara, CA 95050  
 tel: 408.985.7200  
 fax: 408.985.7260  
 www.VerdeDesigninc.com



STAMP

CONSULTANT

**MATERIAL AND  
 DETAIL REFERENCE  
 PLAN  
 BASEBALL FIELD**

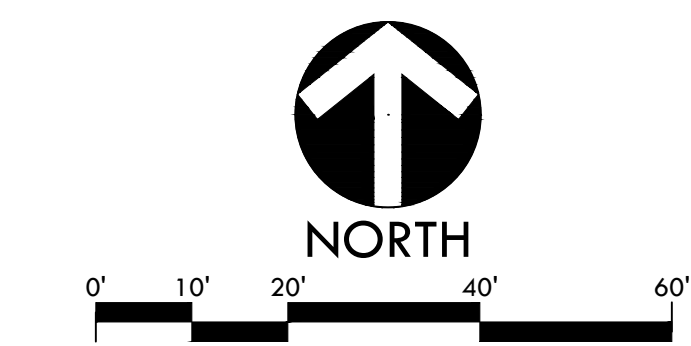
PROJECT NAME  
**HERITAGE HIGH SCHOOL  
 BASEBALL INFIELD &  
 SOFTBALL OUTFIELD  
 IMPROVEMENTS**

PROJECT ADDRESS  
**101 AMERICAN AVE  
 BRENTWOOD, CA  
 94513**

SUBMITTAL	DATE
BID SUBMITTAL	05/02/22
DSA SUBMITTAL	05/19/22

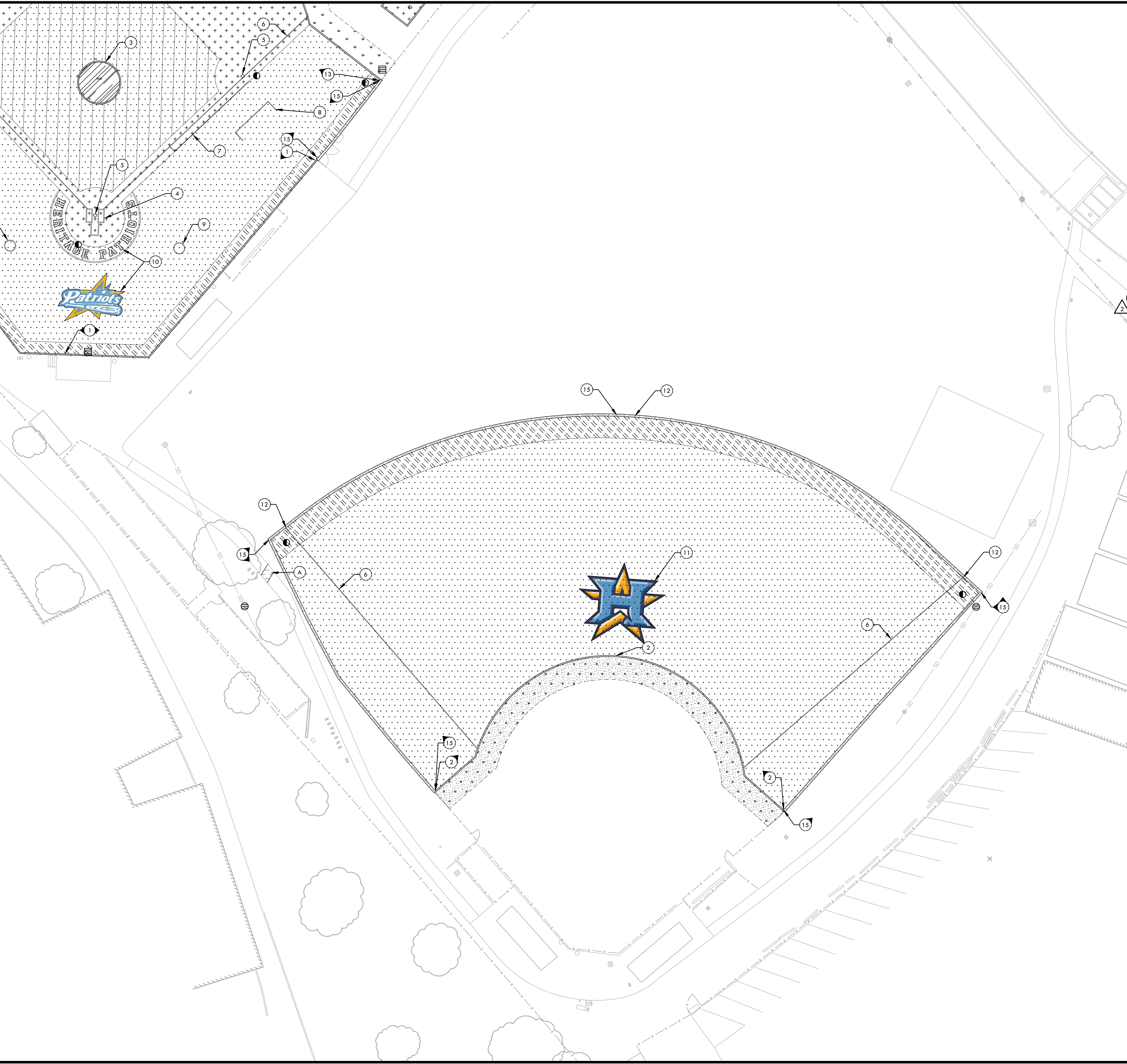
NO.	REVISIONS	DATE
1	ADDENDUM 1	05/13/22
2	ADDENDUM 2	05/25/22

DRAWN BY NN/JJ	CHECKED BY DM
DATE ISSUED 05/19/2022	SCALE 1"=20'-0"
PROJ. NO. 2111100	
SHEET NO. H-L7.1	





ALL IDEAS, DESIGNS, ARRANGEMENTS, AND PLANS INDICATED OR REPRESENTED BY THIS DRAWING ARE OWNED BY AND THE PROPERTY OF VERDE DESIGN, INC. AND WERE CREATED, EVOLVED, AND DEVELOPED FOR USE ON AND IN CONNECTION WITH THE SPECIFIED PROJECT. NONE OF SUCH IDEAS, DESIGNS, ARRANGEMENTS OR PLANS SHALL BE USED, REPRODUCED, OR PUBLISHED BY ANY METHOD, IN WHOLE OR IN PART, OR DISCLOSED TO ANY PERSON, FIRM, OR CORPORATION FOR ANY PURPOSE, WHATSOEVER, WITHOUT WRITTEN PERMISSION OF VERDE DESIGN, INC.



**MATERIAL NOTES**


1. THE CONTRACTOR SHALL COORDINATE ALL CONSTRUCTION ELEMENTS INCLUDING UTILITY LOCATIONS AND REQUIRED SLEEVING PRIOR TO INSTALLATION. VERIFY CRITICAL DIMENSIONS, REFERENCE POINT LOCATIONS AND CONSTRUCTION CONDITIONS PRIOR TO INITIATING CONSTRUCTION. TEMPORARY BENCHMARKS OR REFERENCE POINTS SHALL BE SET BY THE CONTRACTOR AS NECESSARY. NOTIFY THE OWNER'S REPRESENTATIVE IMMEDIATELY SHOULD DISCREPANCY ARISE AND REDIRECT WORK TO AVOID DELAYS.
2. THE INTERFACE OF ALL PROPOSED IMPROVEMENTS TO EXISTING SITE SHALL CONFORM AND BE SMOOTH AND UNIFORM.
3. ALL REINFORCING AND FORMS SHALL BE SECURED IN PLACE AND ACCEPTED BY OWNER'S REPRESENTATIVE PRIOR TO PLACING ANY CONCRETE.
4. ASPHALT SHALL NOT BE INSTALLED UNTIL ALL EDGES AND SITE FURNISHING PADS ARE INSTALLED.

**MATERIAL LEGEND**

SYM	DESCRIPTION	DTL REF
	NATURAL TURF - SOD REFER TO SPECIFICATIONS	
	CLAY - REFER TO SPECIFICATIONS	G D2.1
	INFIELD FINES - REFER TO SPECIFICATIONS	F D2.1
	2" GREEN SYNTHETIC TURF - REFER TO SPECIFICATIONS	E D2.1
	2" BROWN WARNING TRACK SYNTHETIC TURF - REFER TO SPECIFICATIONS	E D2.1
	2" BROWN SYNTHETIC TURF - REFER TO SPECIFICATIONS	E D2.1
A	ASPHALT PAVING - REFER TO SPECIFICATIONS	I D2.1
1	CONCRETE SUB-CURB - SYNTHETIC TURF CONNECTION	C D2.1
2	6" WIDE SYNTHETIC TURF EDGE BAND AT INFIELD FINES	D D2.1
3	BASEBALL PITCHER'S MOUND	B D3.1
4	HOME PLATE AREA - REFER TO SPECIFICATIONS	A,C,E D3.1
5	BASES - REFER TO SPECIFICATIONS BASE PAD LOCATION WITH SINGLE ANCHOR BASE SLEEVE	B,F D3.1
6	FOUL LINE STRIPING	
7	RUNNER'S LANE STRIPING	A D3.1
8	COACHES' BOX STRIPING	A D3.1
9	ON DECK CIRCLE STRIPING	A D3.1
10	BASEBALL HOME PLATE LOGOS	C D3.2
11	SOFTBALL OUTFIELD LOGO	C D3.2
12	OUTFIELD DISTANCE MARKER	G D3.1
13	6" WIDE SYNTHETIC TURF EDGE BAND AT NATURAL TURF	H D2.1
14	BASEBALL BULLPEN	A D3.2
15	12" WIDE SYNTHETIC TURF EDGE BAND AT EXISTING FENCE	H D2.1

**VERDE DESIGN**  
 LANDSCAPE ARCHITECTURE  
 CIVIL ENGINEERING  
 SPORT PLANNING & DESIGN

2455 The Alameda  
 Santa Clara, CA 95050  
 tel: 408.985.7200  
 fax: 408.985.7260  
 www.VerdeDesign.com



STAMP

CONSULTANT

**SHEET TITLE**

**MATERIALS AND  
 DETAIL REFERENCE  
 PLAN  
 SOFTBALL FIELD**

PROJECT NAME

**HERITAGE HIGH SCHOOL  
 BASEBALL INFIELD &  
 SOFTBALL OUTFIELD  
 IMPROVEMENTS**

PROJECT ADDRESS

**101 AMERICAN AVE  
 BRENTWOOD, CA  
 94513**

SUBMITTAL	DATE
BID SUBMITTAL	05/02/22
DSA SUBMITTAL	05/19/22

NO.	REVISIONS	DATE
1	ADDENDUM 1	05/13/22
2	ADDENDUM 2	05/25/22

DRAWN BY NN/JJ	CHECKED BY DM
DATE ISSUED 05/19/2022	SCALE 1"=20'-0"
PROJ. NO. 2111100	
SHEET NO. H-L7.2	

